

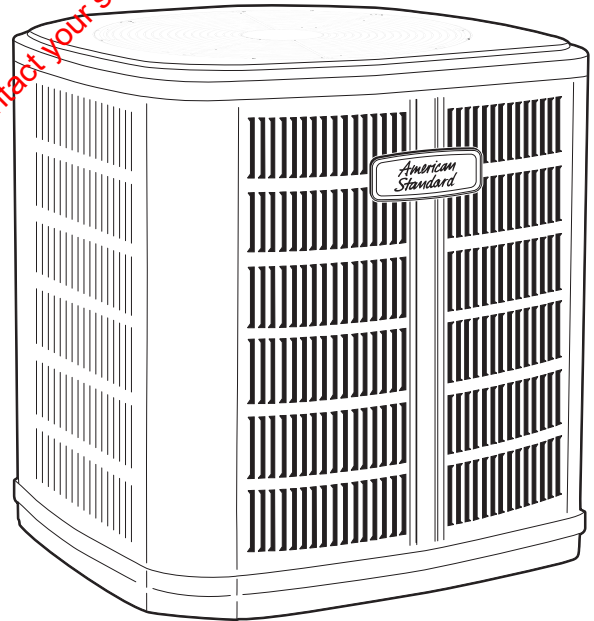
*American Standard*<sup>®</sup>

HEATING & AIR CONDITIONING

# Submittal

## 5 Ton Split System Cooling – 3 Phase

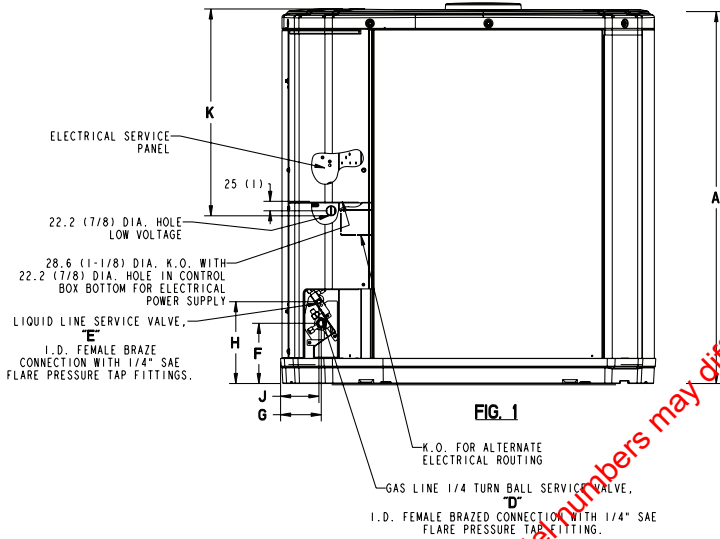
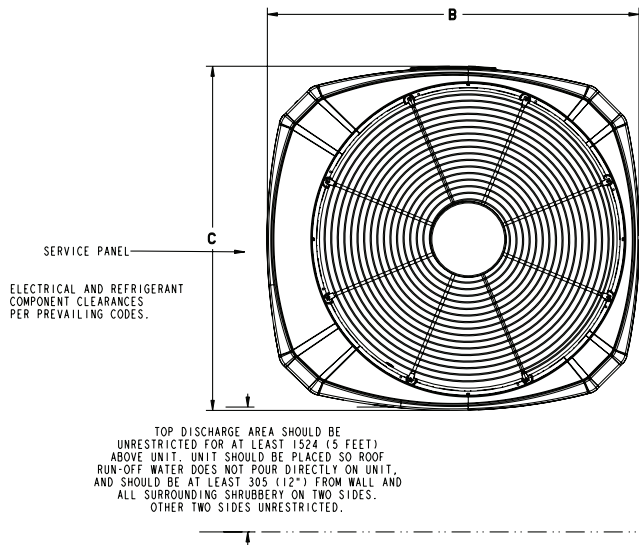
4A7C3060D



**Note:** "Graphics in this document are for representation only. Actual model may differ in appearance."

*These cut sheets are for reference only. Stock model numbers may differ. Contact your salesperson for job specific submittals for engineer approval.*

NOTE: All dimensions are in mm/inches.



From Dwg. D152898

**Product Specifications**

OUTDOOR UNIT ①②	4A7C3060D3000D	4A7C3060D4000D
<b>POWER CONNS. - V/PH/HZ</b> ③	208/230/3/60	460/3/60
MIN. BRCH. CIR. AMPACITY	20	10.3
BR. CIR. PROT. RTG. - MAX. (AMPS)	35	15
<b>COMPRESSOR</b>	SCROLL	SCROLL
NO. USED - NO. SPEEDS	1 - 1	1 - 1
VOLTS/PH/HZ	200/230/3/60	460/3/60
R.L. AMPS ⑦ - L.R. AMPS	15.6 - 110	7.8 - 52
FACTORY INSTALLED		
START COMPONENTS ⑧	NO	NO
INSULATION/SOUND BLANKET	NO	NO
COMPRESSOR HEAT	YES	YES
<b>OUTDOOR FAN</b>	PROPELLER	PROPELLER
DIA. (IN.) - NO. USED	27.6 - 1	27.6 - 1
TYPE DRIVE - NO. SPEEDS	DIRECT - 1	DIRECT - 1
CFM @ 0.0 IN. W.G. ④	4320	4320
NO. MOTORS - HP	1 - 1/5	1 - 1/5
MOTOR SPEED R.P.M.	825	825
VOLTS/PH/HZ	200/230/1/60	460/3/60
F.L. AMPS	.93	0.6
<b>OUTDOOR COIL - TYPE</b>	SPINE FIN™	SPINE FIN™
ROWS - F.P.I.	1 - 24	1 - 24
FACE AREA (SQ. FT.)	24.93	24.93
TUBE SIZE (IN.)	3/8	3/8
<b>REFRIGERANT</b>		
LBS. - R-410A (O.D. UNIT) ⑤	8 LBS., 8 OZ.	8 LBS., 8 OZ.
FACTORY SUPPLIED	YES	YES
LINE SIZE - IN. O.D. GAS ⑥	7/8	7/8
LINE SIZE - IN. O.D. LIQ. ⑥	3/8	3/8
<b>CHARGING SPECIFICATION</b>		
SUBCOOLING	10°F	10°F
<b>DIMENSIONS</b>	H X W X D	H X W X D
CRATED (IN.)	42.4 x 35.1 x 38.7	42.4 x 35.1 x 38.7
<b>WEIGHT</b>		
SHIPPING (LBS.)	261	261
NET (LBS.)	226	226

- ① Certified in accordance with the Air-Source Unitary Air-conditioner Equipment certification program, which is based on AHRI standard 210/240.
- ② Rated in accordance with AHRI standard 270.
- ③ Calculated in accordance with Natl. Elec. Codes. Use only HACR circuit breakers or fuses.
- ④ Standard Air - Dry Coil - Outdoor
- ⑤ This value approximate. For more precise value see unit nameplate.
- ⑥ Max. linear length 60 ft.; Max. lift - Suction 60 ft.; Max lift - Liquid 60 ft. For greater length consult refrigerant piping software Pub. No. 32-3312-0\* (\* denotes latest revision).
- ⑦ This value shown for compressor RLA on the unit nameplate and on this specification sheet is used to compute minimum branch circuit ampacity and max. fuse size. The value shown is the branch circuit selection current.
- ⑧ No means no start components. Yes means quick start kit components. PTC means positive temperature coefficient starter.

MODELS	BASE	F.P.I.	A	B	C	D	E	F	G	H	J	K
4A7C3060D	4	1	943 (37-1/8)	946 (37-1/4)	870 (34-1/4)	7/8	3/8	152 (6)	98 (3-7/8)	219 (8-5/8)	86 (3-3/8)	508 (20)

A-WEIGHTED SOUND POWER LEVEL [dB(A)]									
MODELS	SOUND POWER LEVEL [dB(A)]	A-WEIGHTED FULL OCTOAVE SOUND POWER LEVEL Db - [dB(A)]							
		63	125	250	500	1000	2000	4000	8000
4A7C3060D3	75	80	73	70	72	71	65	63	59
4A7C3060D4	80	47.3	55.7	69	72.7	75.8	69.4	62.2	53.3

Note: Rated in accordance with AHRI Standard 270-2008

# Mechanical Specification Options

## General

The outdoor condensing units are factory charged with the system charge required for the outdoor condensing unit, ten (10) feet of tested connecting line, and the smallest rated indoor evaporative coil match. This unit is designed to operate at outdoor ambient temperatures as high as 115°F. Cooling capacities are matched with a wide selection of air handlers and furnace coils that are AHRI certified. The unit is certified to UL 1995. Exterior is designed for outdoor application.

## Casing

Unit casing is constructed of heavy gauge, G90 galvanized steel and painted with a weather-resistant powder paint on all louvers, panels, prepaint on all other panels. Corrosion and weatherproof CMBP-G30 DuraTuff™ base.

## Refrigerant Controls

Refrigeration system controls include condenser fan, compressor contactor and high pressure switch. High and low pressure controls are inherent to the compressor. A factory installed liquid line drier is standard.

## Compressor

The Climatuff® compressor features internal over temperature and pressure protection and total dipped hermetic motor. Other features include: roto lock suction and discharge refrigerant connections, centrifugal oil pump and low vibration and noise.

## Condenser Coil

The Spine Fin™ coil shall be continuously wrapped, corrosion resistant all aluminum with minimum brazed joints. This coil is 5/16 inch O.D. seamless aluminum coiled to a continuous aluminum fin. Coils are lab tested to withstand 2,000 pounds of pressure per square inch. The outdoor coil provides low airflow resistance and efficient heat transfer. The coil is protected on all four sides by louvered panels.

## Low Ambient Cooling

As manufactured, this unit has a cooling capability to 55°F. The addition of an evaporator defrost control permits operation to 40°F. The addition of an evaporator defrost control with TXV permits low ambient cooling to 30°F.

## Accessories

**Thermostats** – Heating/Cooling (manual and automatic changeover). Sub-base to match thermostat and locking thermostat cover.

**Evaporator Defrost Control** – See Low Ambient Cooling.

**Outdoor Thermostat** – Supplemental heat outdoor ambient lockout from 46 to -10°F.

**American Standard**  
HEATING & AIR CONDITIONING

## About American Standard Heating and Air Conditioning

American Standard has been creating comfortable and affordable living environments for more than a century. For more information, please visit [www.americanstandardair.com](http://www.americanstandardair.com).



The AHRI Certified mark indicates company participation in the AHRI Certification program. For verification of individual certified products, go to [ahridirectory.org](http://ahridirectory.org).

The manufacturer has a policy of continuous data improvement and it reserves the right to change design and specifications without notice. We are committed to using environmentally conscious print practices.

4A7C3060D-SUB3-1C-EN 05 May 2020

Supersedes 4A7C3060D-SUB3-1B-EN (January 2020)

© 2020 American Standard Heating and Air Conditioning